

Rotax Engine Diagram

repair manual - rotax - maintenance work on the rotax-engine type 125 max dd2. table of contents this chapter of the repair manual contains general and safety information concerning the operation of the kart engines.


om 125 max 2014 - rotax - introduction congratulations on choosing the rotax engine type 125 max, 125 junior max, 125 mini max or 125 micro max. this rotax engine has been developed exclusively for use in go-karts, which must only be run on specified tracks. this product has many technical innovations that have been filed for patent. in case of change of the ownership, hand over this manual, the engine identity card ...



tips and tricks for t ideal rotax installation 912 - consumer on the rotax wiring diagram), which is connected to terminals r, b+ and c on the regulator-rectifier, must not remain connected to the positive side of the battery when the master switch is turned off or the battery will discharge while the engine is not running. this caution is mentioned in the copy adjacent to the diagram, but some people miss it. 2. the wiring diagram shows a ...

[full online>>: rotax wiring diagram - webfuzions - rotax wiring diagram pdf format find out how to price your rotax wiring diagram pdf format ebook you have written and compiled an rotax wiring diagram pdf format ebook. now it's a must to decide how much to cost for it. finding the suitable price is important to the success of your product. if you charge too little rotax wiring diagram pdf format, people will suppose it is of little ...

rotax 912s installation manual - europa aircraft - 1. engine installation preparation before starting work on the engine installation read this manual and the rotax 912s installation manual. there are some delicate parts attached to the engine, notably the ignition triggers, which

repair manual - iwt - the repair manual is based on the state of knowledge at the time of publication. bombardier-rotax reserves the right to make technical modifications to the engine in view of further development without updating this manual.

installation manual 447, 503, 582 - rotax parts and ... - installation manual aircraft engines page 1 - 2 initial issue, may 01/99 effectivity: 447 ul scdi, 503 ul dc di, 582 ul dc di /mod. 99 d00287 0) preface congratulation on your decision to use a rotax  aircraft engine. before starting with the engine installation, read this installation manual carefully. the manual will provide you with basic information on correct engine installation, a ...

rotax 503 ignition wiring diagram - wordpress - rotax 503 ignition wiring diagram rotax 503 + gearbox  for sale by owner  rotax 503 with muffler, carb, gearbox. 165 hours total time, 835 hours to t.b.o. 2.5 to 1 reduction, electric start, dual carbs, dual

Related PDFs :

[Abc Def](#)

[Sitemap](#) | [Best Seller](#) | [Home](#) | [Random](#) | [Popular](#) | [Top](#)